



antisemitismus  
meldestelle

# **Antisemitic incidents January – June 2024 in Austria**

ISRAELITISCHE KULTUSGEMEINDE WIEN



## Inhalt

Summary .....	3
Types of incident.....	4
Ideological background.....	5



**ANTISEMITISMUS  
MELDEN UND  
BEKÄMPFEN**

**www.antisemitismus-meldestelle.at**  
+43 (1) 531 04-777

Bei Gefahr in Verzug rufen Sie die Polizei unter 133 und die IKG-Sicherheitszentrale unter +43 (1) 369 85 26.

### Imprint

Publisher: Israelitische Kultusgemeinde Wien  
1010 Vienna, Seitenstettengasse 4

Tel. +43/1/531 04-0  
E-Mail: [office@ikg-wien.at](mailto:office@ikg-wien.at)

Vienna, First edition 2024

The report can be downloaded on  
[antisemitismus-meldestelle.at](http://antisemitismus-meldestelle.at)

Editing: Antisemitismus-Meldestelle der IKG Wien  
Layout: IKG

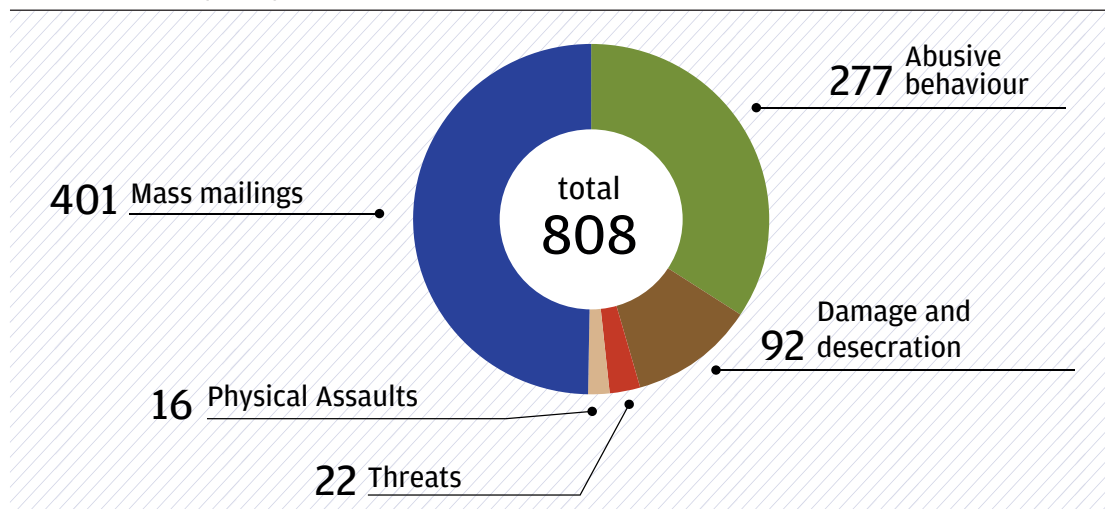
Coverimage: unsplash

## Summary

Between 1 January 2024 and 30 June 2024, the Reporting Centre for Antisemitism (Antisemitismus-Meldestelle) of the Jewish Community of Vienna (IKG Wien) recorded a total of **808 antisemitic incidents** in Austria. During the same period last year, 311 incidents were recorded. The first half of 2024 continued to be dominated by the massacre by Palestinian terrorist organisations on 7 October 2023 and its consequences, which led to a dramatic increase in antisemitism all around the world. Whereas between 7 October and 31 December 2023, on average 8.31 antisemitic incidents were recorded every day, during the first six months of 2024 this daily average dropped to **4.44 antisemitic incidents a day** – which is still almost three times higher than the average for 2023 before 7 October (1.55 recorded incidents per day).

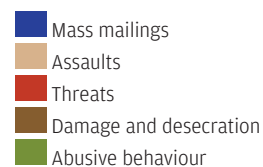
This report does not constitute a complete overview of antisemitism in Austria. As in previous years, it must be assumed that there are a large number of unrecorded incidents and, because of the special circumstances and challenges prevailing since 7 October, this must be assumed to be even higher than before. The report counts only those antisemitic incidents which were reported and which, following evaluation by the experts at the Antisemitism Reporting Centre, were verified as clearly antisemitic under the IHRA definition<sup>1</sup> ([see page 22 onwards](#)).

Antisemitic incidents (in total)



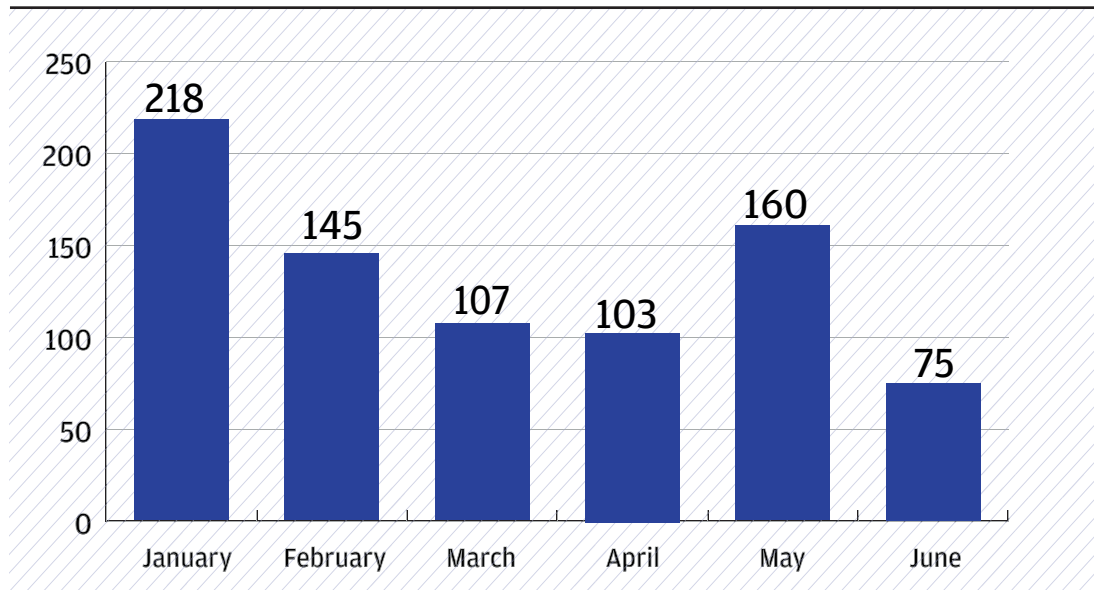
**Of the 808 incidents, there were:**

- 16 **physical assaults** (1st half of 2023: 6)
- 22 **threats** (1st half of 2023: 4)
- 92 incidents of **damage and desecration** (1st half of 2023: 45)
- 401 **mass mailings** (1st half of 2023: 77)
- 277 incidents of **abusive behaviour** (1st half of 2023: 179)



<sup>1</sup> [antisemitismus-meldestelle.at/files/ugd/49f9f8\\_5da10887d19c44aea2e3773cef56ca91.pdf](https://www.antisemitismus-meldestelle.at/files/ugd/49f9f8_5da10887d19c44aea2e3773cef56ca91.pdf) (see p. 22)

Trends in the number of reports



## Types of incident (previously “Sub-categories”)

At the start of the year, the Reporting Centre for Antisemitism made some changes to its “sub-categories”

Firstly, they were renamed “types of incident”

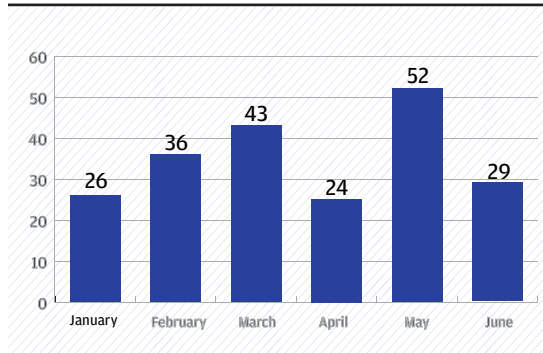
Secondly, incidents categorised as “Coronavirus-related antisemitism” were removed from the report, due to the vanishingly small number of incidents (four, following 32 in 2023).

At the same time, a new type of incident was added: “Antisemitic othering.” By doing this, the Reporting Centre for Antisemitism is aligning itself with RIAS, Germany’s Federal Association of Research and Information Centres on Anti-Semitism<sup>2</sup>. “Othering” is defined as follows:

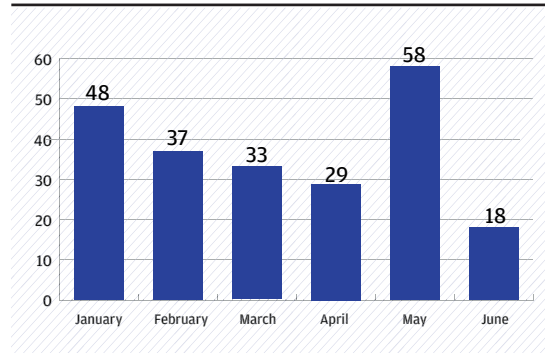
“Antisemitic othering refers to actions, words or images identifying Jews as alien, exotic or not belonging. Examples include the use of “You Jew!” as an insult or the use of the term “Jew” to denigrate someone. It is also regarded as antisemitic othering if Austrian Jews are treated as representatives of Israel and made responsible for Israeli government policy. Being Jewish is sufficient reason to be segregated and excluded.”

<sup>2</sup> <https://rias-hessen.de/report/jahresbericht-rias-hessen-2023/arbeitsweise-kategoriensystem-und-datengrundlage/antisemitisches-othering/>

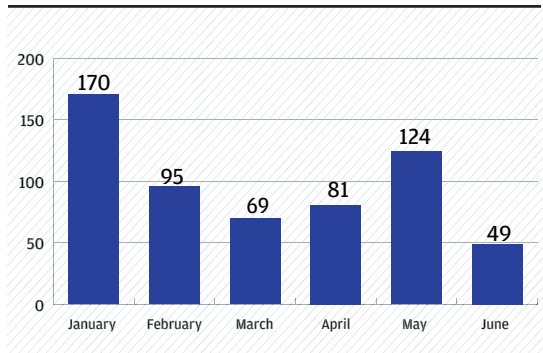
Antisemitic othering: 210 incidents (26 %)



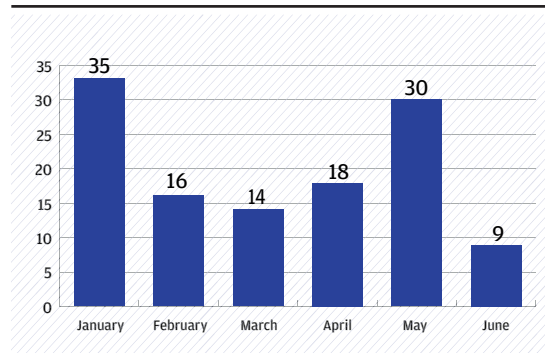
Shoah relativisation/denial: 223 incidents (27,6 %)



Israel-related antisemitism: 588 incidents (72,8 %)

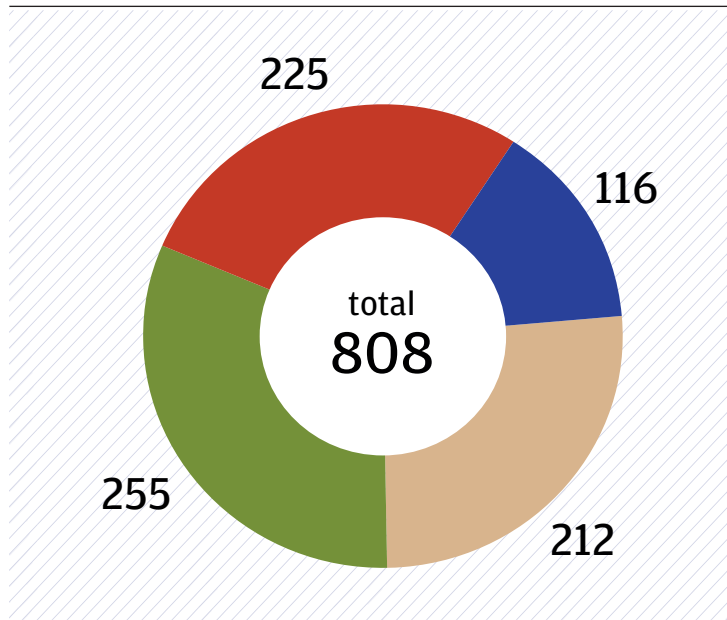


Antisemitic conspiracy myths: 122 incidents (15,1 %)



## Ideological background

Antisemitic incidents - ideologically motivated



“Right-wing” covers all the incidents which could be attributed to the political or sociopolitical right-wing, right-wing extremism or (neo-) Nazism.

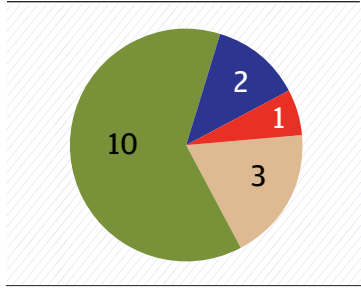
“Left-wing” covers all the incidents which could be attributed to the political or sociopolitical left-wing or left-wing extremism in all its forms (e.g. the antisemitic BDS movement and anti-imperialism).

“Muslim” refers to antisemitic incidents perpetrated by people or organisations which can be attributed to Islam on account of their world view or religious beliefs, including Islamism.

- Left-wing
- Right-wing
- Muslim
- Not attributable

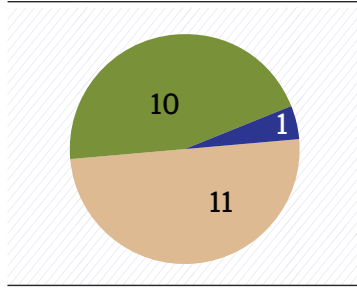
Of the 808 antisemitic incidents in the first half of 2024, 596 could definitely be attributed to a particular ideology (73.76 %). The other incidents could not be as definitely attributed, and so they were recorded in the “Not attributable” category.

**Assaults**



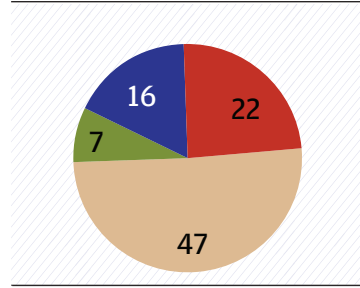
10 of the 16 physical assaults could be attributed to perpetrators with a Muslim background. For three of the assaults, the perpetrators could not be identified as adhering to any particular ideology. Two were right-wing motivated and one left-wing.

**Threats**



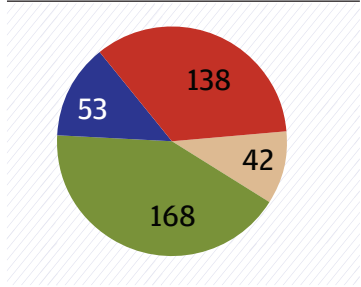
The number of antisemitic threats rose from four in the first half of 2023 to 22 in the first half of 2024. In 11 cases, no ideological background could be identified. In ten cases the perpetrators had a Muslim background and in one case they were motivated by right-wing political beliefs.

**Incidents of damage and desecration**



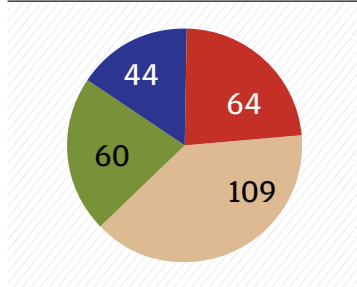
The number of incidents of damage and desecration more than doubled compared with the same period last year. Again, most cases could not be definitely attributed to a particular ideology (47). Of those that could be, 22 were attributed to the left-wing end of the spectrum, 16 to the right wing and 7 to Islam.

**Mass mailings**



In the aftermath of 7 October 2023, mass mailings became the largest category. This trend continued in the first half of 2024, with a Muslim background accounting for the majority (168), followed by those from the left-wing scene (138). 53 incidents could be assigned to the right wing.

**Abusive behaviour**



109 incidents remained unattributable to any ideology; 64 had left-wing motivation, 60 Muslim and 44 came from a right-wing background. (Note: Incidents occurring during a demonstration or in an online thread are processed separately but treated as a single incident in the statistics.)

- Left-wing
- Right-wing
- Muslim
- Not attributable

